

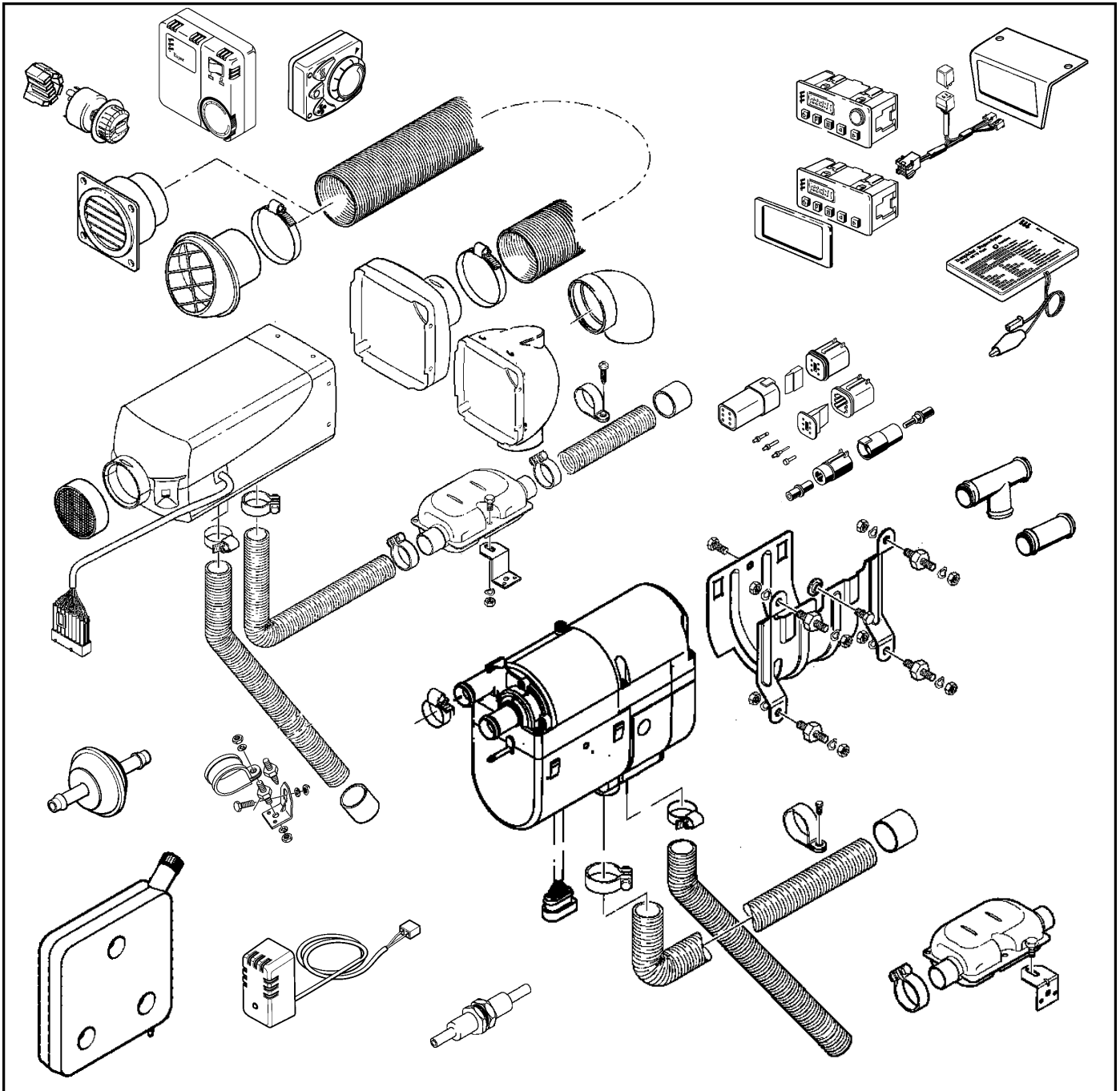
# Accessories Parts Guide

2003



Printed: May 2003  
Effective: January 1, 2003

[www.espar.com](http://www.espar.com)  
[inquiries@espar.com](mailto:inquiries@espar.com)



When installing Espar air and water heaters, please follow the installation manual that comes with each heater to avoid trouble as a result of a faulty installation.

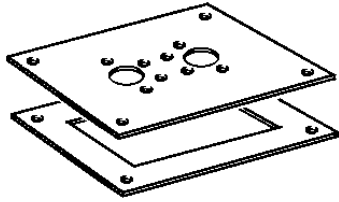
The Espar Accessories Manual is divided into the following main groupings for ease of use

<b>Mounting Accessories</b> .....	<b>4</b>
<b>Bulk Wiring</b> .....	<b>7</b>
<b>Fuse holders, Fuses and Breakers</b> .....	<b>8</b>
<b>Terminals and Connectors</b> .....	<b>10</b>
<b>Controls Options</b> .....	<b>13</b>
<b>Fuel Systems Accessories</b> .....	<b>16</b>
Please see fuel system guide on page 37 as a guide for ordering components for Fuel Systems	
<b>Exhaust Accessories</b> .....	<b>20</b>
<b>Ducting Accessories</b> .....	<b>24</b>
<b>Plumbing Accessories</b> .....	<b>30</b>
<b>Testers, Adapters and Special Tools</b> .....	<b>35</b>
<b>Fuel System Guide</b> .....	<b>37</b>

# Mounting Accessories

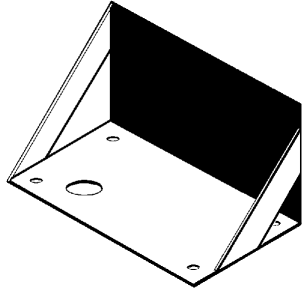
Part No.

Print date: May 2003



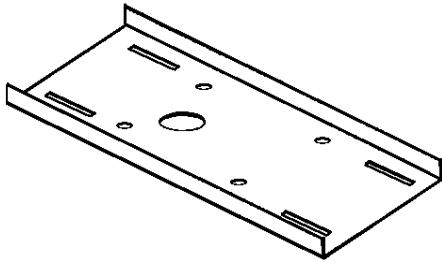
Mounting plate with seal

CA0 00 019



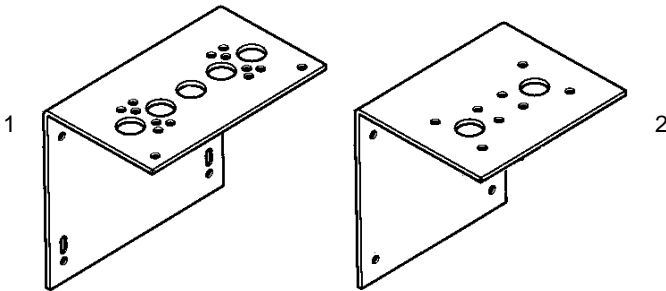
Side frame mounting tray  
for boxed heaters

CA0 10 057



Cross frame mounting tray  
for boxed heaters

CA0 10 022

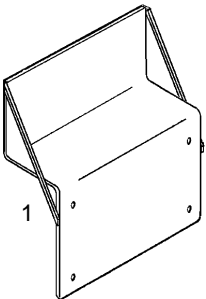


1 Angle Mounting bracket

CA0 10 023

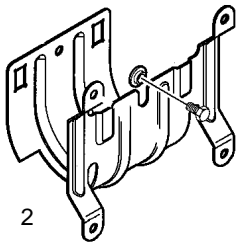
2 Mounting bracket

UKO 19 001



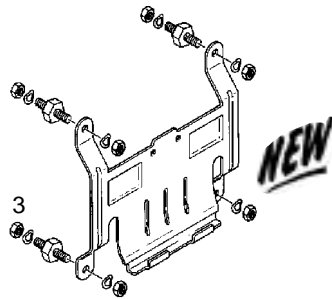
1 Mounting bracket

CA0 10 085



2 Saddle bracket used with 1

25 1864 80 00 01



3 Mounting bracket (model 25 2217 / 2218 / 2219 / 2257)

25 2220 80 00 01

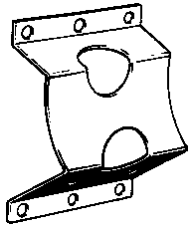
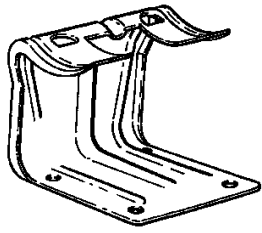
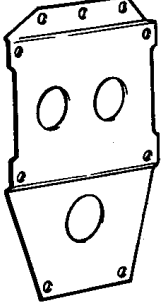
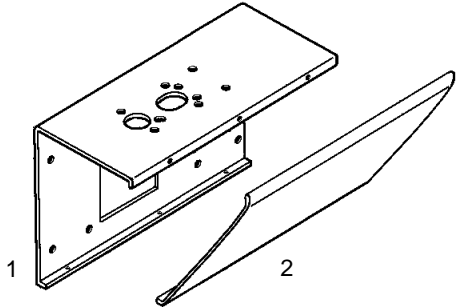

AIRTRONIC 2	AIRTRONIC 4	B / D1LC compact	B / D3LC compact	B / D5LC	D8LC	D12L	D/B Hydronic 4 and 5	B / D5W	B / D7W	D9W / Hydronic 10	D12W	Hydronic 16/24/30/35	All Heaters
•	•	•	•										
								•	•	•			
								•	•	•			



**Mounting Accessories**

Part No.

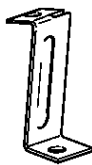
Print date: May 2003

		AIRTRONIC 2	AIRTRONIC 4	B / D1LC compact	B / D8LC compact	B / D5LC	D8LC	D12L	D/B Hydronic 4 and 5	B / D5W	B / D7W	D9W / Hydronic 10	D12W	Hydronic 16/24/30/35	All Heaters
 Mounting bracket	25 1371 25 00 01								•						
 Mounting bracket	20 1673 80 00 02									•	•				
 Mounting Bracket - Hydronic10/D9W	25 1816 80 00 01											•			
 1 Cargo bracket 2 Cargo bracket support	CA0 10 034 CA0 10 035			•	•										
 1 Box base 2 Box lid	CA0 10 101 CA0 10 102								•	•					

**Mounting Accessories**

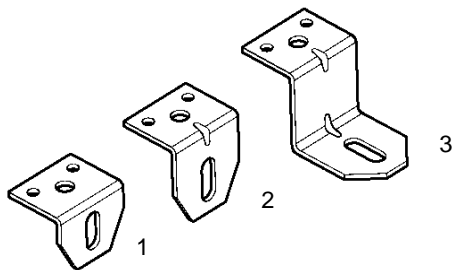
Part No.

Print date: May 2003



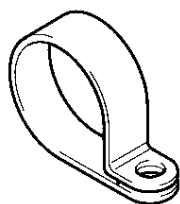
Reinforcing bracket for p/n 20 1673 80 00 02  
special order only

20 1673 80 00 04



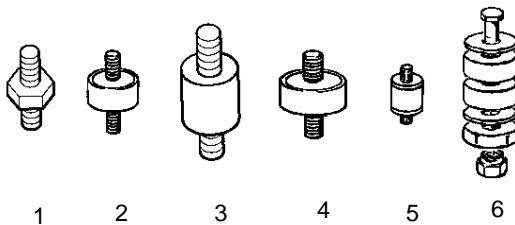
Fuel metering pump  
Metal angle bracket

1	20 1348 03 00 02
2	20 1348 03 00 04
3	20 1533 88 00 07



"C" clamp 25 mm (for 22 mm exhaust/air intake)	152 10 048
"C" clamp 28 mm (for 24mm exhaust)	152 10 051
"C" clamp 34 mm (for 30mm exhaust)	152 10 043
"C" clamp 41 mm (large FMP's)	152 10 040
"C" clamp 50 mm	152 10 047

"C" clamp 10mm	152 00 139
----------------	------------



Metal / Rubber Shock Mounts

1 8mm Ht, Hex body	20 1185 00 00 01
2 15mm Ht, Round body, M8	330 00 036
3 1"Ht, Round body, 5/16 x 18 NC	CA0 00 040
4 20 mm Ht, Round body, M8	26 9008 07 00 20
5 25mm HT, Round body, M6	20 1609 05 00 04
6 1" Ht, Round body, M8	CA0 00 062

AIRTRONIC 2	AIRTRONIC 4	B / D1LC compact	B / D3LC compact	B / D5LC	D8LC	D12L	D/B Hydronic 4 and 5	B / D5W	B / D7W	D9W / Hydronic 10	D12W	Hydronic 16/24/30/35	All Heaters
								•	•				
													•
													•
													•
													•
													•
													•
													•
													•
													•
													•
													•
													•
													•
													•
													•
													•
													•
													•
													•
													•



**Bulk Wiring**

Part No.

Print date: May 2003



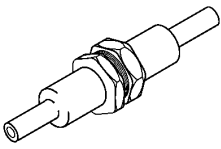

Bulk wiring  
 Rolls are available (984 feet/roll)  
 \* Minimum order of 25 feet

		AIRTRONIC 2	AIRTRONIC 4	B / D1LC compact	B / D3LC compact	B / D5LC	D8LC	D12L	D1B Hydronic 4 and 5	B / D5W	B / D7W	D9W / Hydronic 10	D12W	Hydronic 16/24/30/35	All Heaters
8ga - 1 Core Red	CA1 65 901														•
8ga - 1 Core Brown	CA1 65 906														•
8ga - 2 Core Red, Brown	CA1 65 902														•
10ga - 1 Core Red	CA1 61 912														•
10ga - 1 Core Brown	CA1 65 907														•
10ga - 2 Core Red, Brown	CA1 65 903														•
12ga - 2 Core Red, Brown	CA1 65 923											•			
14ga - 2 Core Red, Brown	CA1 65 905														•
16ga - 2 Core Green, Brown	CA1 70 915	•	•												•
18ga - 2 Core Green, Green	CA1 75 901														•
18ga - 3 Core Red, Brown, Yellow	CA1 70 901-001														•
18ga - 4 Core Red, Brown, Yellow, Blue	CA1 70 913														•
18ga - 6 Core Red, Brown, Yellow, Blue, Grey, Black	CA1 70 909-001														•
18ga - 7 Core Red, Brown, Yellow, Blue, Grey, Brown w/white stripe, Grey w/red stripe	CA1 70 914	•	•												•

# Fuse Holders, Fuses, Breakers

Part No.

Print date: May 2003

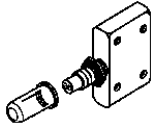
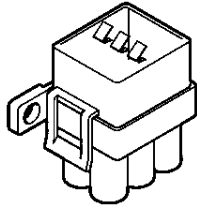
		AIRTRONIC 2	AIRTRONIC 4	B / D1LC compact	B / D3LC compact	B / D5LC	D8LC	D12L	D/B Hydronic 4 and 5	B / D5W	B / D7W	D9W / Hydronic 10	D12W	Hydronic 16/24/30/35	All Heaters
 <p>Holder For Ceramic Fuse With 16 Amp Fuse</p>	204 00 099														•
 <p>Ceramic 16 Amp Fuse</p>	204 21 006														•
<p>Ceramic 25 Amp Fuse</p>	204 21 009														•
<p>Water Proof Fuse Holder Cover</p>	UK0 18 156														•
 <p>BussMan Water Proof Fuse Holder</p>	CA1 04 103														•
 <p>Bussman BAF 25 Amp Fuse</p>	CA1 04 104														•
<p>Bussman BAF 30 Amp Fuse</p>	CA1 04 108														•
<p>Fuse T6-3amp for thermostat</p>	460 26 001								•	•	•	•			
<p>Packard - ATC Fuse Holder with terminals Base/Holder</p>	CA1 07 001														•
<p>ATC 3 Amp Fuse</p>	CA1 07 007														•
<p>ATC 5 Amp Fuse</p>	204 00 079			•					•						
<p>ATC 7.5 Amp Fuse</p>	CA1 07 010								•	•					
<p>ATC 10 Amp Fuse</p>	CA1 07 006														•
<p>ATC 15 Amp Fuse</p>	CA1 07 002														•
<p>ATC 20 Amp Fuse</p>	CA1 07 005														•
<p>ATC 25 Amp Fuse</p>	204 00 089														•
<p>ATC 30 Amp Fuse</p>	CA1 07 004														•



**Fuse Holders, Fuses, Breakers**

Part No.

Print date: May 2003

		AIRTRONIC 2	AIRTRONIC 4	B / D1LC compact	B / D8LC compact	B / D6LC	D8LC	D12L	D/B Hydronic 4 and 5	B / D6W	B / D7W	D9W / Hydronic 10	D12W	Hydronic 16/24/30/35	All Heaters
 30 Amp Breaker	CA1 07 101										•				
	25 Amp Breaker	CA1 04 101								•					
	Breaker Cap	CA1 04 106													•
 Fuse Holder Base Fuse Holder Cover	204 31 004														•
	204 31 005														•
 Fuse holder kit 5A, 15A, 25A	22 1000 31 06 00														•



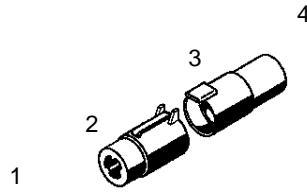




**Terminals & Connectors**

Part No.

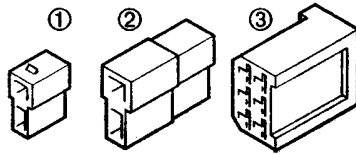
Print date: May 2003



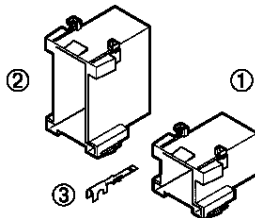
1 Socket	CA1 90 262														
2 Connector - Male	CA1 91 062														
3 Connector - Female	CA1 91 061														
4 Pin 10g	CA1 90 261														

Fuel Metering Pump Boots 320 31 120

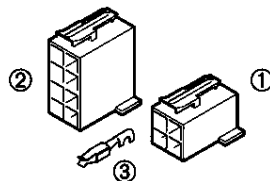
Plug and socket connector 206 00 040



1 Socket housing male 2 pin	206 00 099														
2 Socket housing female 2 pin	206 31 004														
3 Socket housing male 6 pin	206 31 310														



1 Socket housing female 4 pin	206 31 100	•	•	•	•										
2 Socket housing female 8 pin	206 31 101	•	•	•	•										
3 Terminal Male awg 16-20	206 36 018	•	•	•	•										

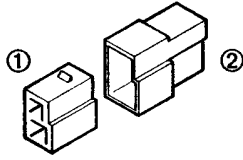


1 Socket housing male 4 pin	206 31 296	•	•	•	•										
2 Socket housing male 8 pin	206 31 298	•	•	•	•										
3 Terminal Female awg 16-20	206 73 052	•	•	•	•										

# Terminals & Connectors

Part No.

Print date: May 2003



<b>1</b> Sensor socket housing 2 pin female	206 31 018	•																		
<b>2</b> Sensor socket housing 2 pin male	206 31 306	•	•	•	•															
Socket housing 2 pin, with spring (fmp connection)	206 31 290	•	•						•											
Terminal, mini, female awg 16-20	206 00 180	•	•						•											
Socket housing M Stribel Control	206 31 319																			
Plug for 206 31 319 Stribel	206 75 042																			

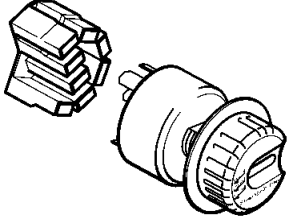

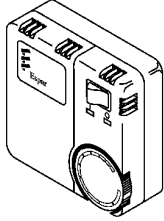
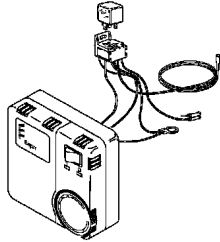
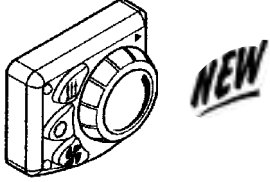
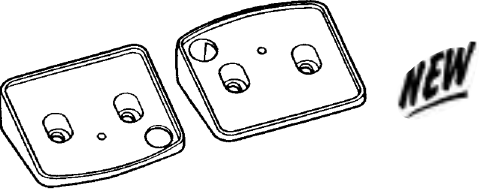
	AIRTRONIC 2																			
	AIRTRONIC 4																			
	B / D1LC compact																			
	B / D3LC compact																			
	B / D5LC																			
	D8LC																			
	D12L																			
	D/B Hydronic 4 and 5																			
	B / D5W																			
	B / D7W																			
	D9W / Hydronic 10																			
	D12W																			
	Hydronic 16/24/30/35																			
	All Heaters																			



**Control Options**

Part No.

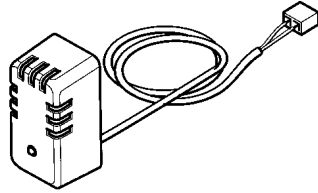
Print date: May 2003

		AIRTRONIC 2	AIRTRONIC 4	B / D1LC compact	B / D3LC compact	B / D5LC	D8LC	D12L	D/B Hydronic 4 and 5	B / D5W	B / D7W	D9W / Hydronic-10	D12W	Hydronic 16/24/30/35	All Heaters
 12v Rheostat Switch 24v Rheostat Switch 12v Rheostat Switch 24v Rheostat Switch 4.6M / 15' Switch / Thermostat Harness	25 1895 71 00 00	•	•	•	•	•	•								
	25 1896 71 00 00	•	•	•	•	•	•								
	25 1895 71 00 00					•	•								
	25 1896 71 00 00					•	•								
	CA1 70 111	•	•	•	•										
 12v Rotary Switch 24v Rotary Switch	CA0 20 012							•							
	CA0 20 024							•							
 12v Thermostat 24v Thermostat Thermostat Harness 4.6M / 15'	301 00 154	•	•	•	•	•									
	301 00 153	•	•	•	•	•									
	CA1 70 109	•		•	•										
 12v Thermostat / Bunk Relay Kit Thermostat only	CA1 00 097										•	•			
	301 00 135														•
 Mini Controller 12v or 24v	22 1000 32 07 00	•	•												
 Console for Mini Controller 12v or 24v	22 1000 50 08 00	•	•												

# Control Options

Part No.

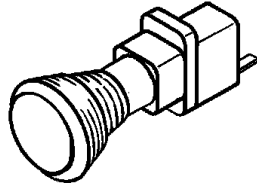
Print date: May 2003



Remote Sensor

25 1774 89 03 00

AIRTRONIC 2	AIRTRONIC 4	B / D1LC compact	B / D3LC compact	B / D5LC	D8LC	D12L	D/B Hydronic 4 and 5	B / D5W	B / D7W	D9W / Hydronic 10	D12W	Hydronic 16/24/30/35	All Heaters
•	•	•	•	•	•								



12v Push / Pull Switch

CA1 00 003

24v Push / Pull Switch

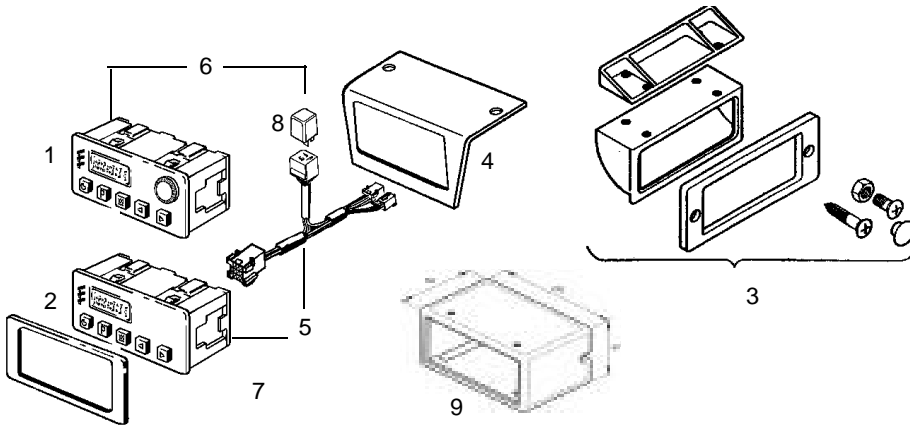
CA1 00 004

Replacement bulb 12v

207 00 005

Replacement bulb 24v

207 00 006



1 7 Day Timer /Diagnostics 12v or 24v

22 1000 30 40 00

2 7 Day Timer /Diagnostics 12v or 24v

22 1000 30 36 00

3 Cosmetic Bezel / Bracket complete bracket kit

25 1482 70 01 00

9 Housing for 7 Day Timer

25 1482 89 00 15

4 Under Dash Mounting Bracket

CA0 10 061

5 7 Day Timer kit with relay 12V

CA1 00 135

7 Day Timer kit with relay 24V

CA1 00 136

6 7 Day Timer kit with relay 12V

CA1 00 137

7 Day Timer kit with relay 24V

CA1 00 138

7 Day Timer with adaptor 12V (water heaters)

CA1 00 200

7 Day Timer with adaptor 24V (water heaters)

CA1 00 201

7 Day Timer with adaptor and bracket 12V (water)

CA1 00 205

7 Day Timer with adaptor and bracket 24V (water)

CA1 00 206

7 Day Timer with adaptor 12V (air heaters)

CA1 00 210

7 Day Timer with adaptor 24V (air heaters)

CA1 00 211

7 Day Timer with adaptor and bracket 12V (air)

CA1 00 215

7 Day Timer with adaptor and bracket 24V (air)

CA1 00 216

7 Replacement bulb 12V

22 1000 30 88 00

Replacement bulb 24V

22 1000 30 89 00

8 Relay 12V

203 00 093

Relay 24V SPECIAL ORDER

203 00 092



**Control Options**

Part No.

Print date: May 2003

		AIRTRONIC 2	AIRTRONIC 4	B / D1LC compact	B / D8LC compact	B / D5LC	D8LC	D12L	D/B Hydronic 4 and 5	B / D5W	B / D7W	D9W / Hydronic 10	D12W	Hydronic 16/24/30/35	All Heaters
	22 1000 30 06 00														
Timer Relay Kit 12v (mini timer)	22 1000 30 06 00														
Timer Relay Kit 24v (mini timer)	22 1000 30 07 00														
Remote Starter															
12v kit- for use with 7 day timer	CA1 00 150														•
12v kit- for use with:															
Push/pull switch, Thermostat, 99hr timer & Rheostat	CA1 00 156														•
Mini Controller without temperature sensor 12v or 24v	22 1000 30 66 00			•	•	•	•								
CALLTRONIC (cellular phone not included)	22 1000 32 26 00														•
Radio remote control TP5	22 1000 32 01 00														•





# Fuel System Accessories

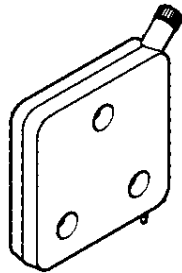
Part No.

Print date: May 2003


see index on pg 37 for fuel system requirements




Fuel Filter ° (D24/30W series)	330 00 052	AIRTRONIC 2	AIRTRONIC 4	B / D1LC compact	B / D8LC compact	B / D6LC	D8LC	D12L	D/B Hydronic 4 and 5	B / D6W	B / D7W	D9W / Hydronic 10	D12W	Hydronic 16/24/30/35	All Heaters
Fuel Screen ° (D24/30W series)	CA0 12 064														•



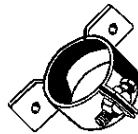
Plastic Fuel Tank 10L /2.6 Gal, plastic	330 00 110														•
-----------------------------------------	------------	--	--	--	--	--	--	--	--	--	--	--	--	--	---



Fuel Filter, plastic	25 1226 89 00 37														•
----------------------	------------------	--	--	--	--	--	--	--	--	--	--	--	--	--	---



1 Fuel Metering Pump Clamp 34mm	152 00 144	•	•	•	•	•			•	•					
2 FMP Holder for Noise Reduction (small pumps)	22 1000 50 03 00	•	•	•	•	•			•	•					
2 FMP Holder for Noise Reduction (large pumps)	22 1000 50 07 00	•	•	•	•				•			•			



Fuel Metering Pump Holder	25 1156 20 00 11						•	•			•	•	•		
---------------------------	------------------	--	--	--	--	--	---	---	--	--	---	---	---	--	--



Nipple And Connecting Nut	CA0 12 071														•
---------------------------	------------	--	--	--	--	--	--	--	--	--	--	--	--	--	---

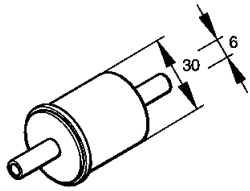
Fuel Pipe reducer	CA0 12 092								•						
-------------------	------------	--	--	--	--	--	--	--	---	--	--	--	--	--	--



# Fuel System Accessories

Part No.

Print date: May 2003

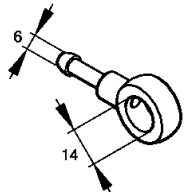


Fuel Filter, plastic (installation in front of fuel pump)

25 1156 20 00 09

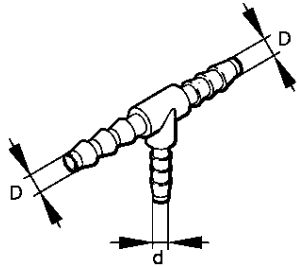
Cap Nut

116 10 002



Fuel hose ring piece  
Ring piece 14mm

25 1352 88 00 05  
25 1373 88 03 00



Fuel T-piece

d=4, D=8 mm

262 31 155

d=6, D=6 mm

262 31 150

d=6, D=8 mm


262 31 151

d=6, D=10 mm

262 31 152

d=6, D=12 mm

262 31 153

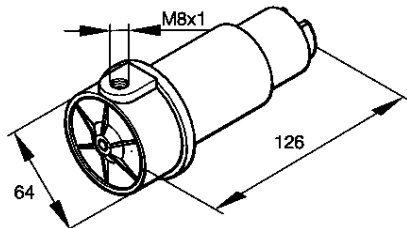


Check valve-one way 6 mm

244 31 060

One-way valve 8mm

244 31 061



Fuel Pump 12V 2.5m suction

25 1226 89 82 00

Fuel Pump 24V 2.5m suction

25 1226 89 83 00

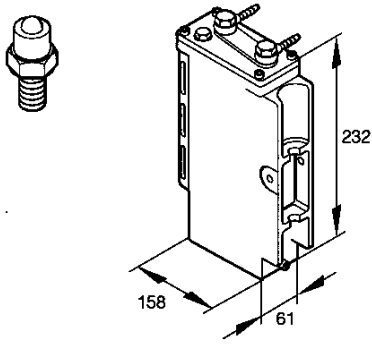
AIRTRONIC 2	AIRTRONIC 4	B / D1LC compact	B / D3LC compact	B / D5LC	D8LC	D12L	D/B Hydronic 4 and 5	B / D5W	B / D7W	D9W / Hydronic 10	D12W	Hydronic 16/24/30/35	All Heaters
													•
													•
													•
													•
													•
													•
													•
													•
													•
													•
													•



**Fuel System Accessories**

Part No.

Print date: May 2003

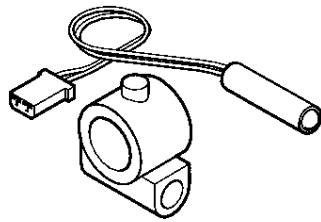


Fuel tank reservoir

330 00 166

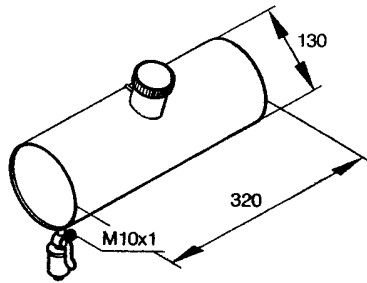
Pressure equalizing valve for fuel tank (vent valve)

330 00 167



Fuel Nozzle pre heater

25 1698 89 01 00



Fuel tank 4L, metal

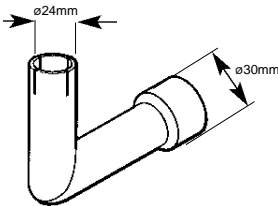
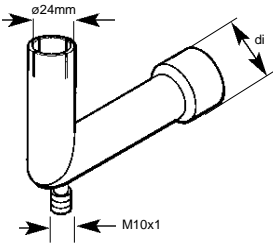
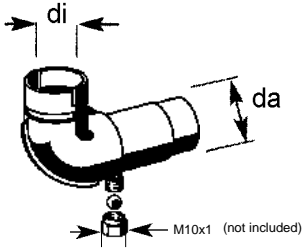
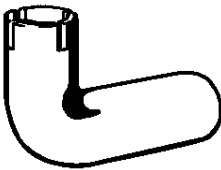
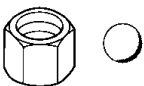
20 1462 89 15 00

AIRTRONIC 2	AIRTRONIC 4	B / D1LC compact	B / D8LC compact	B / D5LC	D8LC	D12L	D/B Hydronic 4 and 5	B / D5W	B / D7W	D9W / Hydronic 10	D12W	Hydronic 16/24/30/35	All Heaters
													•
													•
													•
													•

# Exhaust Accessories

Part No.

Print date: May 2003

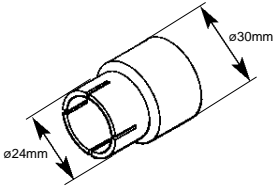
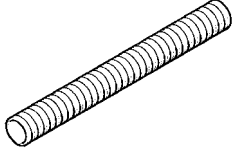
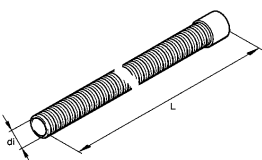


		AIRTRONIC 2	AIRTRONIC 4	B / D1LC compact	B / D3LC compact	B / D5LC	D8LC	D12L	D1B Hydronic 4 and 5	B / D5W	B / D7W	D9W / Hydronic 10	D12W	Hydronic 16/24/30/35	All Heaters	
 <p>Elbow (With <math>\varnothing 30\text{mm}</math> Flex Exhaust)</p>	25 1226 89 55 00	•	•	•	•	•			•	•						
 <p>Elbow/Drain (With 30mm Flex Exhaust) <math>d_i = \varnothing 30\text{mm}</math></p>	22 1050 89 39 00	•	•	•	•	•										
<p>Elbow/Drain (With 24mm Flex Exhaust) <math>d_i = \varnothing 24\text{mm}</math></p>	25 1226 89 45 00	•	•	•	•	•										
 <p>90 Degree Exhaust Pipe, <math>d_i = \varnothing 42\text{mm}</math>, <math>d_a = \varnothing 40\text{mm}</math> or <math>\varnothing 42\text{mm}</math></p>	25 1226 89 46 00						•	•					•			
 <p>Exhaust Elbow (With 70mm Exhaust)</p>	22 1000 40 03 00														•	
<p>Exhaust Drain (M10x1)</p>	25 8547 16 02 00															•
 <p>Drain Closure Cap Nut (M10x1)</p>	116 10 002															•
<p>Drain Closure Ball</p>	CA0 00 026						•	•				•	•			



**Exhaust Accessories**

Part No.

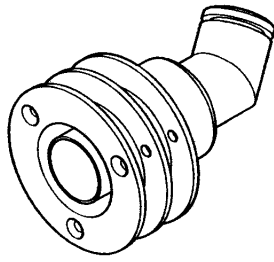
Print date: May 2003

		AIRTRONIC 2	AIRTRONIC 4	B / D1LC compact	B / D3LC compact	B / D5LC	D8LC	D12L	D1B Hydronic 4 and 5	B / D5W	B / D7W	D9W / Hydronic 10	D12W	Hydronic 16/24/30/35	All Heaters
															
Straight Exhaust Fitting (24-30mm)	25 1520 80 01 01	•	•	•	•	•									
Straight Exhaust Fitting (30-28mm)	25 1226 89 00 28														•
Straight Exhaust Fitting (30-26mm)	25 1226 89 00 29														•
															
Flexible Stainless Steel Exhaust $\varnothing$ 24mm	360 61 550	•	•	•	•	•									
Flexible Stainless Steel Exhaust $\varnothing$ 24mm (no end cap)	360 61 557								•	•	•				
Flexible Stainless Steel Exhaust $\varnothing$ 30mm	360 61 580	•	•	•	•	•									
															
Exhaust flex hose $\varnothing$ 30 mmx1.3 M with end cap	25 1816 80 08 00											•	•		
															
Flexible Stainless Steel Exhaust $\varnothing$ 40 mm (When Elbow Is Used)	WG4 40 000						•	•				•	•		
Flexible Stainless Steel Exhaust $\varnothing$ 42 mm (Direct Connect)	WG4 42 000						•	•				•	•		
Exhaust flex hose 24mm (one layer)	360 61 550	•	•	•	•	•									
Exhaust flex hose 30mm (one layer)	360 61 580	•	•	•	•	•									
Exhaust flex hose 30mm (two layers)	360 61 300														•
															
Flexible Stainless Steel Exhaust $\varnothing$ 70 mm	WG4 70 000														•

# Exhaust Accessories

Part No.

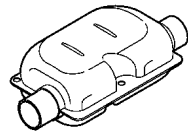
Print date: May 2003



Thru Wall Fitting For  
30mm  
40/42mm

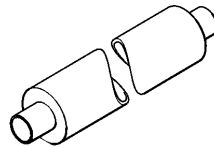
22 1050 89 43 00  
22 1050 89 44 00

AIRTRONIC 2	AIRTRONIC 4	B / D1LC compact	B / D3LC compact	B / D5LC	D8LC	D12L	D1B Hydronic 4 and 5	B / D5W	B / D7W	D9W / Hydronic 10	D12W	Hydronic 16/24/30/35	All Heaters
-------------	-------------	------------------	------------------	----------	------	------	----------------------	---------	---------	-------------------	------	----------------------	-------------



Exhaust Muffler for 24mm  
Exhaust Muffler for 24mm

22 1000 40 09 00  
25 1864 81 01 00



Exhaust Muffler 30 mm  
Exhaust Muffler 40 mm

25 1226 89 58 00  
25 1570 89 01 00



Exhaust Muffler 30 mm

25 1806 80 01 00

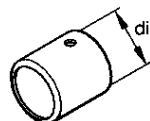
Silencer (aluminum) 75mm - 120mm  
Silencer (aluminum) 100mm - 150mm

25 1226 89 15 00  
25 1226 89 56 00



Exhaust Insulation Sock  
1" for 22mm ID Exhaust  
2" for 24mm - 42mm ID Exhaust  
3" for 70mm ID Exhaust

CA0 00 003  
CA0 00 004  
CA0 00 009



Exhaust End Cap For  
ø24 mm

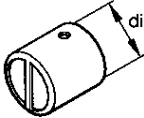
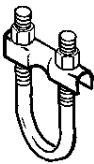
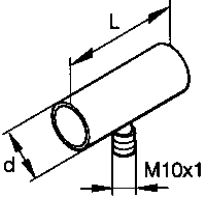
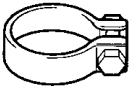
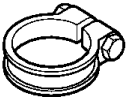
25 1482 80 00 01



## Exhaust Accessories

Part No.

Print date: May 2003

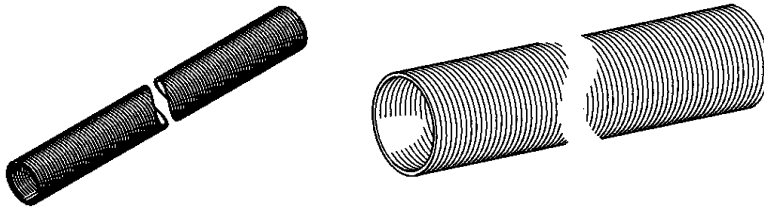
		AIRTRONIC 2	AIRTRONIC 4	B / D1LC compact	B / D3LC compact	B / D5LC	D8LC	D12L	D/B Hydronic 4 and 5	B / D5W	B / D7W	D9W / Hydronic-10	D12W	Hydronic 16/24/30/35	All Heaters
 <p>Exhaust End Cap with crossbar</p>	25 1688 80 12 01	•	•	•					•						
	25 1729 80 06 00	•	•	•	•	•			•						
	25 1729 89 00 02			•	•										
	25 1785 80 02 00								•	•					
	22 1000 40 02 00						•	•					•		
 <p>Exhaust Clamp For ø70mm</p>	CA1 10 043-001														•
	 <p>Exhaust connection with drain</p>	25 1226 89 59 00							•			•			
 <p>Clamp for exhaust pipe 26 mm</p>		152 61 102		•	•	•			•	•					
	 <p>Clamp for exhaust pipe</p>	152 10 060												•	
152 10 061														•	
152 10 062							•								

## Ducting Accessories

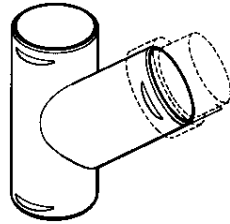
Part No.

Print date: May 2003

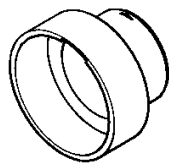
See manuals for specific guidelines



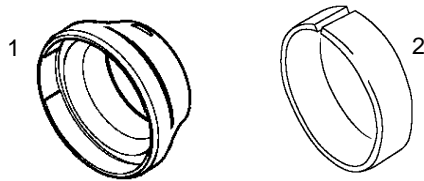
		AIRTRONIC 2	AIRTRONIC 4	B / D1LC compact	B / D8LC compact	B / D5LC	D8LC	D12L	D/B Hydronic 4 and 5	B / D5W	B / D7W	D9W / Hydronic 10	D12W	Hydronic 16/24/30/35	All Heaters
Flexible hose 2.0" / 50mm	CA2 00 002														•
Flexible hose 3.0" / 75mm	CA2 00 003														•
Flexible hose 4.0" / 100mm	CA2 00 004														•
Flexible hose (plastic) with metal spiral 4.0" / 100mm	360 00 123														•
Flexible air hose (aluminum, paper, plastic) 2.0" / 50mm	10 2114 29 00 00	•	•												
Flexible air hose (aluminum, paper, plastic) 2.4" / 60mm	10 2114 31 00 00	•	•												
Flexible air hose (aluminum, paper, plastic) 3.0" / 75mm	10 2114 34 00 00	•	•	•	•										
Flexible air hose (aluminum, paper, plastic) 3.5" / 90mm	10 2114 37 00 00	•	•	•	•										
Flexible air hose (aluminum, paper, plastic) 4.0" / 100mm	CA2 00 004														•



Three way "Y" connectors		AIRTRONIC 2	AIRTRONIC 4	B / D1LC compact	B / D8LC compact	B / D5LC	D8LC	D12L	D/B Hydronic 4 and 5	B / D5W	B / D7W	D9W / Hydronic 10	D12W	Hydronic 16/24/30/35	All Heaters
75x75x75mm / 3"x3"x3"	25 1226 89 00 44	•	•	•	•	•	•	•							
100x100x100mm / 4" x 4" x 4"	25 1226 89 00 45	•	•	•	•	•	•	•							
60x50x50mm / 2.4"x 2"x 2"	25 1688 89 00 03														
60x60x60mm	25 1774 89 00 05	•	•												
90x90x90mm	22 1000 01 00 21														



Reducer for three way "Y" or ducting union		AIRTRONIC 2	AIRTRONIC 4	B / D1LC compact	B / D8LC compact	B / D5LC	D8LC	D12L	D/B Hydronic 4 and 5	B / D5W	B / D7W	D9W / Hydronic 10	D12W	Hydronic 16/24/30/35	All Heaters
75 To 50mm / 3" To 2"	25 1226 89 00 46	•	•	•	•	•	•	•							
100 To 75mm / 4" To 3"	25 1226 89 00 47	•	•	•	•	•	•	•							
100 To 50mm / 4" To 2"	25 1226 89 00 48	•	•	•	•	•	•	•							
75 to 60mm	25 1226 89 00 50	•	•	•	•	•	•	•							




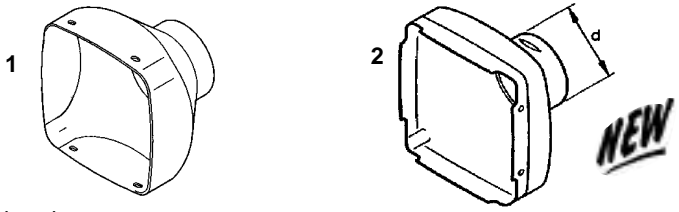
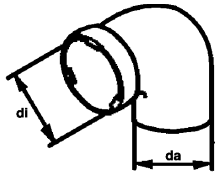
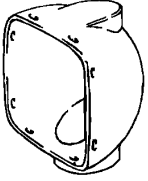
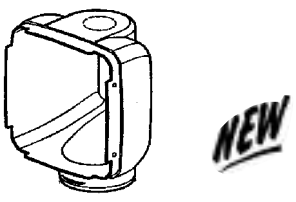
Hood Adapter		AIRTRONIC 2	AIRTRONIC 4	B / D1LC compact	B / D8LC compact	B / D5LC	D8LC	D12L	D/B Hydronic 4 and 5	B / D5W	B / D7W	D9W / Hydronic 10	D12W	Hydronic 16/24/30/35	All Heaters
1 60mm To 75mm	25 1688 89 00 10	•	•												
2 90mm To 100mm	20 1607 80 00 01	•	•	•	•										
2 90mm To 4"	CA2 02 002	•	•	•	•										



**Ducting Accessories**

Part No.

Print date: May 2003

		AIRTRONIC 2	AIRTRONIC 4	B / D1LC compact	B / D3LC compact	B / D5LC	D8LC	D12L	D/B Hydronic 4 and 5	B / D5W	B / D7W	D9W / Hydronic 10	D12W	Hydronic 16/24/30/35	All Heaters
															
Ducting union															
60mm	22 1000 01 00 05	•	•	•	•	•	•	•							
75mm	22 1000 01 00 06	•	•	•	•	•	•	•							
90mm	22 1000 01 00 24	•	•	•	•	•	•	•							
100mm	22 1000 01 00 07	•	•	•	•	•	•	•							
															
Straight air outlet hood															
1 60mm outlet	25 1688 80 03 00	•		•											
1 75mm outlet	25 1688 89 02 00	•		•											
1 75mm outlet	25 1822 80 01 00		•	•											
1 90mm outlet	25 1822 89 01 00		•	•											
1 90mm outlet (rear)	25 1729 01 09 00					•									
2 60mm outlet	22 1000 01 00 16	•													
2 75mm outlet	22 1000 01 00 17	•													
															
90° Bend															
di = ø60mm, da = ø60mm	25 1688 89 00 01	•		•											
di = ø75mm, da = ø75mm	25 1482 89 00 05	•		•											
															
90° Air outlet hood															
60mm Outlet	25 1688 89 01 01	•		•											
75mm Outlet	22 1000 01 00 02		•	•											
90mm Outlet	22 1000 01 00 03		•	•											
90mm Outlet	25 1729 89 10 00					•									
															
90° Air outlet hood															
60mm Outlet	22 1000 01 00 20	•													
75mm Outlet	22 1000 01 00 22		•												
90mm Outlet	22 1000 01 00 23		•												



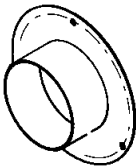
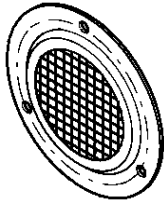
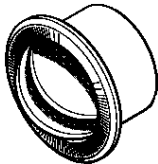
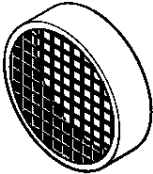

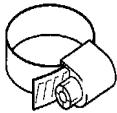




## Ducting Accessories

Part No.


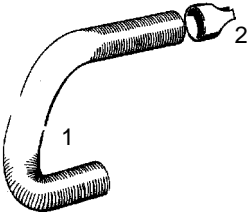
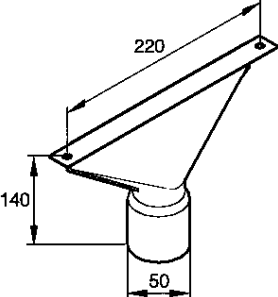
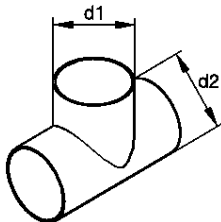
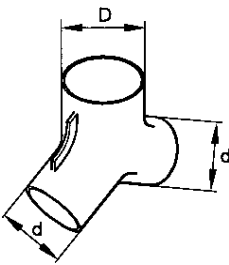
Print date: May 2003

		AIRTRONIC 2	AIRTRONIC 4	B / D1LC compact	B / D3LC compact	B / D5LC	D8LC	D12L	D/B Hydronic 4 and 5	B / D5W	B / D7W	D9W / Hydronic 10	D12W	Hydronic 16/24/30/35	All Heaters
 Flange for outlet grille 75mm (3") 90mm	25 1226 89 00 12														•
	20 1297 00 00 01														•
 88mm Black Grille 60mm Black Grille 133mm Black Grille 133mm Nickel Plated Grille	20 1465 89 05 00	•	•	•	•	•	•								
	22 1000 01 00 01	•	•	•	•	•	•								
	25 1729 89 00 05	•	•	•	•	•	•								
	25 1226 89 05 00	•	•	•	•	•	•								
 Closeable outlets with flange 2" (51mm) Ducting 3" (76mm) Ducting 4" (102mm) Ducting	UK0 13 110														
	330 31 311	•	•	•	•										
	UK0 13 099														
 Air inlet safety grille 60mm 75mm 90mm 100mm	25 1688 80 06 00	•	•												
	25 1552 05 01 00	•	•	•											
	25 1729 80 00 01	•	•	•											
	25 1226 89 44 00						•								
 Stainless steel hose clamps 2" Diameter 2 3/4" (60mm) 3" 4"	CA1 10 040		•	•	•	•									
	CA1 10 047		•	•	•	•									
	CA1 10 041		•	•	•	•									
	CA1 10 042		•	•	•	•									
 Clamps for ducting 70mm-90mm 90mm-100mm 32mm-50mm 33mm-57mm	10 2065 07 00 90													•	
	10 2065 09 01 10													•	
	10 2064 03 20 50													•	
	CA1 10 040													•	

# Ducting Accessories

Part No.

Print date: May 2003

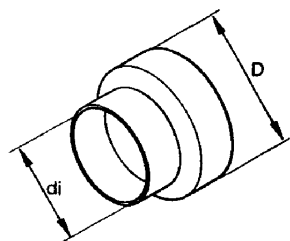
		AIRTRONIC 2	AIRTRONIC 4	B / D1LC compact	B / D3LC compact	B / D5LC	D8LC	D12L	D/B Hydronic 4 and 5	B / D5W	B / D7W	D9W / Hydronic 10	D12W	Hydronic 16/24/30/35	All Heaters
 <p>Process air silencer</p>	75mm (3")	•	•	•	•	•									
	100mm (4")		•	•	•	•	•								
 <p>1 Combustion air hose 2 End cap</p>	10 2114 25 00 00						•								
	25 1480 89 04 00						•								
 <p>Defrosting Nozzle 50 mm</p>	25 1226 89 21 00														•
 <p>T-piece 60 x 60 x 60mm T-piece 75 x 75 x 75mm (metal)</p>	25 1688 89 00 02	•	•												
	25 1482 89 07 00	•	•	•	•	•	•								
 <p>Y-piece</p>	D = 60mm d = 50mm plastic	•	•												
	D = 75mm d = 50mm metal	25 1482 80 08 00	•	•	•										



**Ducting Accessories**

Part No.

Print date: May 2003



Reducer (plastic)

di = 60mm D = 75mm

di = 75mm D = 100mm

di = 75mm D = 50mm

di = 75mm D = 60mm

di = 100mm D = 50mm

25 1688 89 00 10

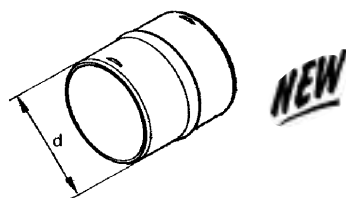
25 1226 89 00 47

25 1226 89 00 46

25 1226 89 00 50

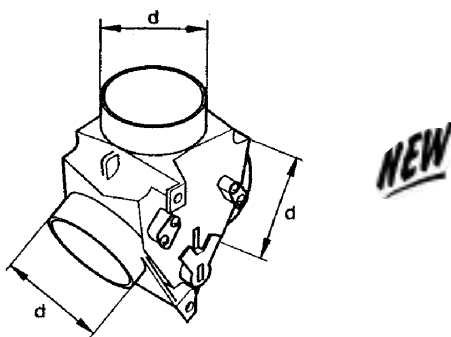
25 1226 89 00 48

AIRTRONIC 2	AIRTRONIC 4	B / D1LC compact	B / D3LC compact	B / D5LC	D8LC	D12L	D1B Hydronic 4 and 5	B / D5W	B / D7W	D9W / Hydronic 10	D12W	Hydronic 16/24/30/35	All Heaters
•	•	•	•	•									
•	•	•	•	•									
•	•	•	•	•									
•	•	•	•	•									
•	•	•	•	•									



Hose connector 90-90mm

22 1000 01 00 24

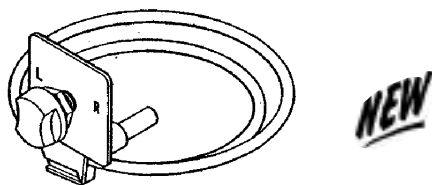


Air regulating valve 60mm

Air regulating valve 90mm

330 00 174

330 00 175



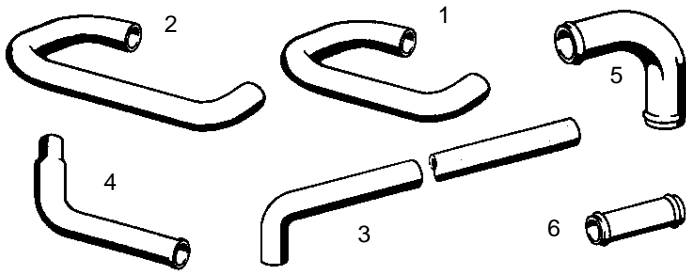
Operating cable for 330 00 174

22 1000 01 03 00


**Plumbing Accessories**

Part No.

Print date: May 2003



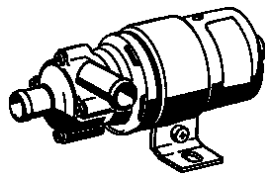
1 Molded Hose Standard Pump To Heater	CA0 11 010																	
2 Molded Hose High Capacity Pump To Heater	CA0 11 008																	
3 Molded Hose 90 High Capacity Pump To 1"	CA0 11 012																	
4 Molded Hose 90 Heater 7/8" To 1"	CA0 11 013																	
5 1" Steel Elbow 90	CA0 11 021																	
6 Straight Connector 1"	CA0 11 022																	




High Capacity Pump (2280l/hr)																		
12v	CA1 00 139																	
24v	CA1 00 140																	



Coolant Fittings																		
3/4 NPT, 3/4" Barb Brass Fitting	CA0 11 002																	
3/4 NPT, 3/4" Barb Steel Fitting	CA0 11 003																	
3/4 NPT, 1" Barb Brass	CA0 11 015																	



Standard Pump 7/8" Outlet (1800l/hr)																		
12v	25 1859 25																	
24v	25 1860 25																	



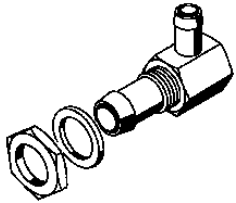

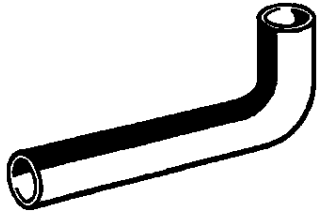
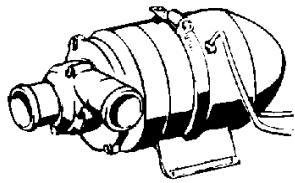
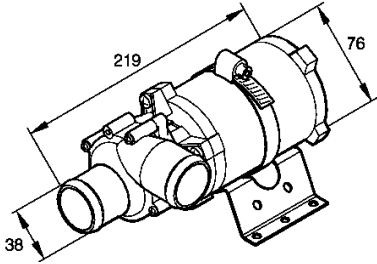

3/4" Straight Bulkhead Fitting	CA0 11 011																	
3/4" to 1" Straight Bulkhead Fitting	CA0 11 057																	



**Plumbing Accessories**

Part No.

Print date: May 2003

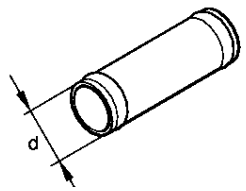
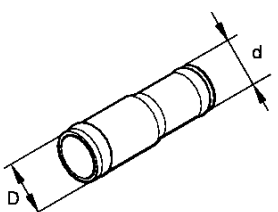
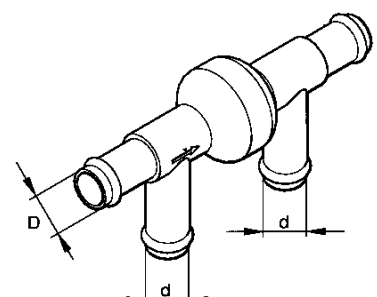
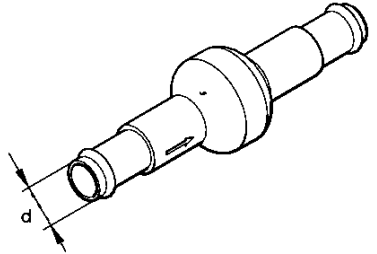
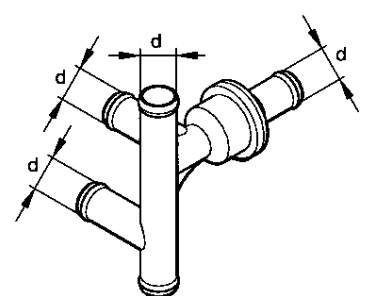
		AIRTRONIC 2	AIRTRONIC 4	B / D1LC compact	B / D3LC compact	B / D5LC	D8LC	D12L	D1B Hydronic 4 and 5	B / D5W	B / D7W	D9W / Hydronic 10	D12W	Hydronic 16/24/30/35	All Heaters
 <p>3/4" 90 Bulkhead Fitting</p>	CA0 11 037														
 <p>90 Hose Bend 20mm x .29mtr</p>	CA0 11 023														
<p>90 Hose Bend 18mm x 1mtr</p>	20 1645 80 00 01														
 <p>90° Hose Bend 1.5" ID</p>	CA0 00 024														
 <p>Water pump (6000 l/hr)</p>	25 1371 89 37 00														
 <p>Water pump (5000 l/hr) 24V</p>	25 1578 25														
 <p>Y-piece for coolant 3/4" ID</p>	CA0 11 065														



# Plumbing Accessories

Part No.

Print date: May 2003

		AIRTRONIC 2	AIRTRONIC 4	B / D1LC compact	B / D3LC compact	B / D5LC	D8LC	D12L	D1B Hydronic 4 and 5	B / D5W	B / D7W	D9W / Hydronic 10	D12W	Hydronic 16/24/30/35	All Heaters
 <p>Connecting tube, brass</p>															
d = ø 15mm	20 1533 88 00 03								•			•			
d = ø 18 mm	20 1528 88 00 03								•			•			
d = ø 20 mm	20 1534 88 00 01								•			•			
d = ø 22 mm	20 1645 89 00 07								•			•			
 <p>Reduction tube, brass</p>															
D = ø 18 mm, d = ø 15 mm	20 1645 80 02 01								•			•			
D = ø 20 mm, d = ø 18 mm	20 1645 89 00 06								•			•			
D = ø 22mm, d = ø 18mm	20 1645 89 00 05								•			•			
D = ø 22mm, d = ø 20mm	25 1214 89 00 04								•			•			
 <p>One-Way Check valve</p>															
D = ø 18mm, d = ø 18mm	254 00 070								•			•			
D = ø 20mm, d = ø 18mm	254 00 073								•			•			
D = ø 20mm, d = ø 20mm	254 00 074								•			•			
 <p>Check valve ø 20 mm</p>															
ø 20 mm	254 00 072								•	•	•				
 <p>Check valve ø 20 mm</p>															
ø 20 mm	330 00 177								•						



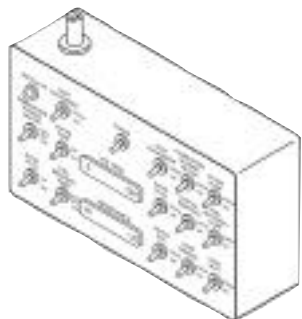




**Testers/Adapters/Special Tools**

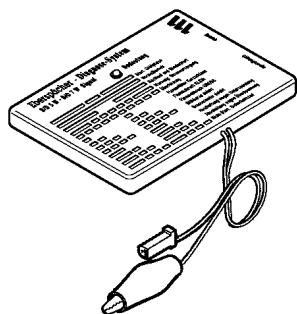
Part No.

Print date: May 2003



Circuit Tester

CA1 05 010




Diagnostic Card With LED

CA1 05 001

LED Mount Kit

CA1 00 096-001



Brass Glow Plug Brush

CA0 05 003

Fuel Line Cutter

CA0 05 001

Terminal Removal Tool 1.6mm (AMP726519-5)

206 00 204

Terminal Removal Tool 2.8mm (micro-double tab AMP726534-1)

206 00 205

Removal Tool, Blade Set (double tab terminals AMP726519-2)

CA0 05 004-001

Wire Crimper

CA0 05 002

Electrode Reference Gauge

25 1818 15 04 01

AIRTRONIC 2	AIRTRONIC 4	B / D1LC compact	B / D3LC compact	B / D5LC	D8LC	D12L	D/B Hydronic 4 and 5	B / D5W	B / D7W	D9W / Hydronic 10	D12W	Hydronic 16/24/30/35	All Heaters
								•	•				
								•	•				
								•	°				
		•	•	•	•	•	•	•	•	•	•	•	•
													•
													•
							•						
							•						
												•	

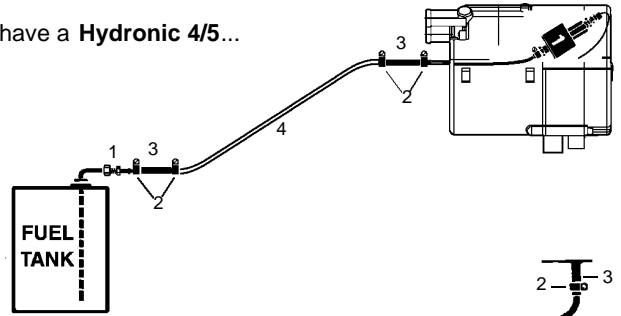
° D7W (1666 model) B7W

This guide is to help in selecting which size fuel line, rubber hose and clamps are needed for a specific heater. Refer to the **Fuel Systems Accessories** part of this book to get part numbers and pricing.

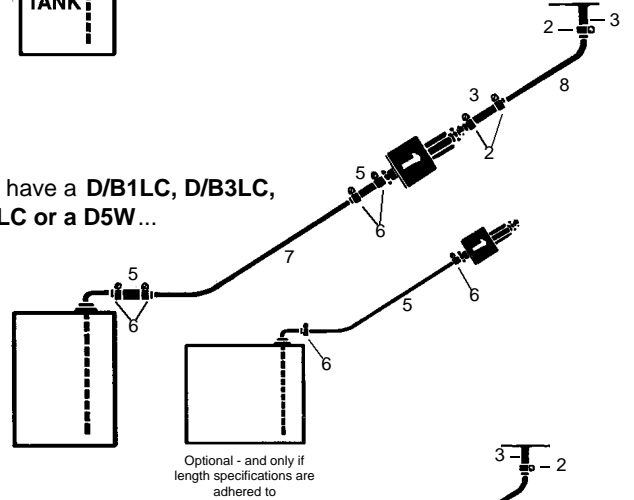
**Note:** Please refer to technical manuals for maximum height and length specifications on any heater.

- 1 Fuel pipe reducer
- 2 9mm clamp
- 3 3.5mm rubber connector
- 4 2.0mm white plastic fuel line
- 5 5.0mm rubber connector/fuel line
- 6 11mm clamp
- 7 2.0mm black plastic fuel line
- 8 1.5mm white plastic fuel line

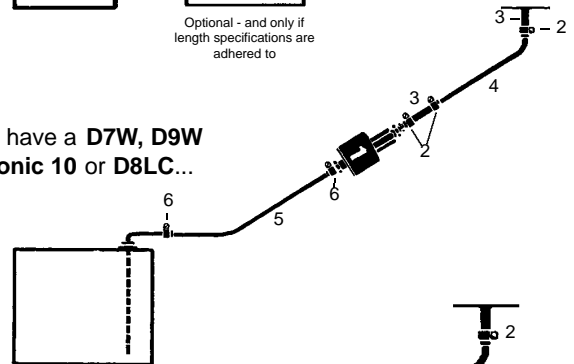
If you have a **Hydronic 4/5...**



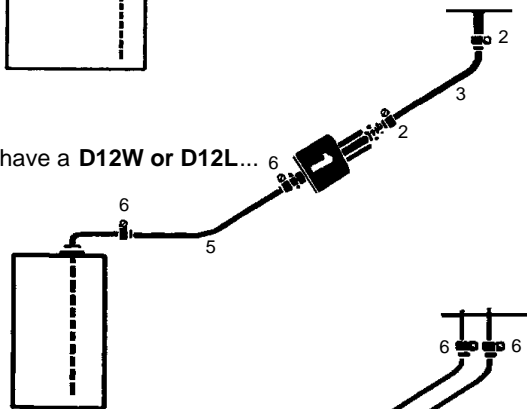
If you have a **D/B1LC, D/B3LC, D/B5LC or a D5W...**



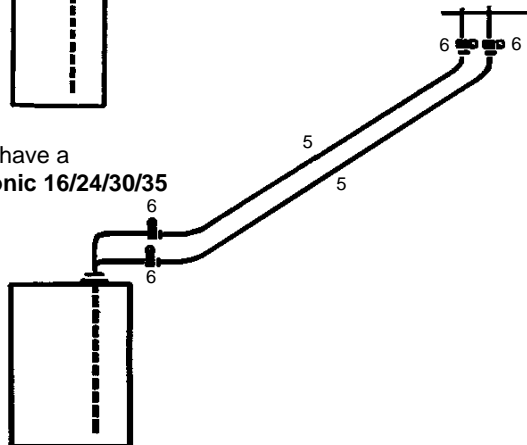
If you have a **D7W, D9W Hydronic 10 or D8LC...**



If you have a **D12W or D12L...**



If you have a **Hydronic 16/24/30/35**





Espar Products, Inc.

6435 Kestrel Road  
Mississauga, Ontario  
Canada L5T 1Z8

Canada (Tel):           905-670-0960  
                                  800-668-5676

Fax:                       905-670-0728

U.S. (Tel):               800-387-4800

[www.espar.com](http://www.espar.com)  
[inquiries@espar.com](mailto:inquiries@espar.com)